

LED BATTEN LIGHT

Product&Family Code:

052 001 0030

052 001 0060

052 001 0090

052 001 0120

SIGMA-4

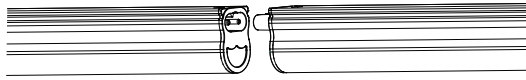
SIGMA-7

SIGMA-10

SIGMA-14

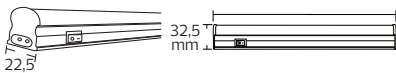


LINKABLE

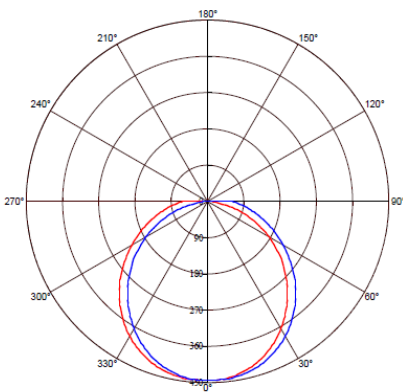


Technical Drawing

4W-282 mm 10W-856 mm
7W-546 mm 14W-1156 mm



Photometric Diagram



Technical Data

Voltage (V)	176-265V
Product Wattage (W)	4 - 7 - 10 - 14
Equivalence with incandescent lamp(W)	32 - 56 - 80 - 112
Colour Render Index (Ra)	>Ra70
Colour Temperature (K)	6400K
Materials	PC
Protection Class	II
Dimmable	No
EEI	A to A++
Warm-up time up to 60 % of the full light output	Instant Full Light
Luminous Flux (lm)	254 - 552 - 846 - 1100
Luminous Efficacy (lm/W)	63 - 78 - 84 - 79
Rated Life (hrs) ⌚	20.000
IP Rating	20
Power Factor	>0.5
Beam Angle	120°
Size (cm)	30 - 60 - 90 - 120
Number of ON-OFF cycling	x15.000

Applications

- Designed indoor applications.



Features

- High Lumen and CRI, Good quality & Constant Current driver.
- High heat dissipation, low carbon and environmental protection.
- SMD LED Lamp Base.
- Very low energy consumption.

